



EN
-

Products Guide Pocket

Global
60Hz





AERMEC WORLD

Founded in 1961 in Bevilacqua (VR), its current headquarters and production site, Aermec has established itself worldwide over the years. Today it counts on the collaboration of about 900 employees, a capillary network of 54 sales agencies in Italy, more than 70 foreign distributors and 80 Technical Assistance Services and 8 branches in Europe and worldwide. From fan coils to high-power chillers, from air handling units to remote condensers and air conditioning units, Aermec - the company founded in 1961 by Giordano Riello that introduced the culture of air conditioning to our

country - offers ideal solutions for any type of system. There is no building or air conditioning problem that Aermec products cannot handle with optimal and technologically advanced solutions, in response to the increasingly sophisticated needs of architects, design studios and installers, both in Italy and abroad. Hotels, hospitals, theatres, museums, historical buildings, residential and commercial centres can enjoy ideal climate control thanks to Aermec technology and the experience and professionalism of its technicians.





Technology and reliability

Aermec's research centre currently houses the largest climatic test chamber in Europe for system equipment can test units rated as high as 2 MW. It is used to perform testing on chillers and heat pumps, chosen by Eurovent, up to 1500 kW.

Tests are carried out accurate to ± 0.2 °C, capable of simulating ambient temperature conditions from -20 to +55 °C. In addition, Aermec laboratories are set up to conduct noise and aerodynamic testing and measure changes in enthalpy.

Aermec quality is guaranteed by top certifications, such as Eurovent in Europe and AHRI in North America among others. Every year, a host of customers visit our company headquarters to attend customized tests in these purpose-built laboratories. Thorough procedures at the design stage, careful supplier selection, in-depth prototype testing, numerous checks in the field and vibrational analysis combine to ensure that all Aermec products are built to last and operate perfectly even under the most demanding service conditions.

REFINERIA TALARA (PERÙ)

The first refinery in Talara was installed at the turn of the century. The modernization project started in 2014 and was completed in December 2023 with full commissioning.

The New Talara Refinery is one of the most modern refining complexes in the country and the South Pacific coast, with advanced technologies found in only eight countries in the world.

Four water-side reversible heat pumps with refrigerant R134a, 11 air handling units and 7 rooftop units are installed in the Refineria.




MUNA - NATIONAL MUSEUM OF ARCHAEOLOGY (PERU)

MUNA - Museo Nacional de Arqueología, built next to the sanctuary of Pachacámac, in one of the most sacred places for ancient Peruvians, houses the largest existing collection dedicated to the Guancia culture, an aboriginal people who inhabited the island of Tenerife before the arrival of the first European conquerors.

Cultural areas such as the documentation centre and library, multi-purpose hall, restaurant, shop, courtyards and gardens, etc. have also been included in the renovation.

The museum is air-conditioned with 62 FCZ series fan coils and 25 central air handling units and 109 TN series fan coils



TULUM'S FELIPE CARRILLO PUERTO INTERNATIONAL AIRPORT

Tulum's Felipe Carrillo Puerto International Airport is an important infrastructure that contributes to the tourist development of this renowned Mexican resort.

With a 3,700-metre-long runway, Tulum Airport can accommodate both commercial and private aircraft. Due to its proximity to the spectacular beaches of the Riviera Maya and the famous Mayan ruins of Tulum, the airport is the ideal entry point for tourists wishing to explore this fascinating region.

No. 6 BSM series heat pumps were installed to ensure maximum comfort for travelers passing through the airport.



BSM



TREN MAYA

The Tren Maya is a 1,554 km long interurban railway line that crosses the Yucatán Peninsula in Mexico. It starts at the international airport of Cancún and travels via two routes around the peninsula. The project aims to connect tourist destinations on the peninsula with lesser-known sites inland, including historic Maya sites.

With 42 trains, carrying up to 3 million passengers per year, it connects the main cities in the region.

Two close controls have been installed in the two data centers stations.



P



EHS LENS PHILIPPINES

EHS Lens Philippines, Inc. (ELPH) is a manufacturer/exporter of high index ophthalmic lenses established on February 1, 2013.

Currently, the company supplies products to Japan, other Asian countries, Europe and the United States through a global network, constantly seeking new product development supported by its high technology. The new plant in Batangas, Philippines will produce corrective ophthalmic lenses and related accessories.

6 X WTX2300A2°7 are installed on the factory roof to provide continuous chilled water for the process and air conditioning.



WTX



LOTTE CASTLE SKY-L65

It is a residential complex that includes 5 skyscrapers in a circle of one square kilometer.

Lotte Castle Has been consistently ranked the highest in after-sale value, reflecting strong appreciation of home value, not just in metropolitan Seoul, Busan but throughout Korea.

The air conditioning systems consists of 2 X HWF3612°ATC1Q8T6 and 2 X HWF3212°ATC1Q8T6 water cooled chillers equipped with total heat recovery to provide chilled water as well as hot water when needed.




HWF



OSAN AIR BASE, KOREA

Osan Air Base is one of two major airfields operated by the USAF in the Republic of Korea and the only base on the peninsula entirely planned and built from scratch by Aviation Engineers (SCARWAF) units attached to the USAF during the Korean War.

An NRB1000°°°AOJ700 was installed to meet the requirement for an energy efficient chiller meeting or exceeding ASHRAE 90.1 minimum efficiency requirements.



NRB



GOLD MINING – MEDINA (KINGDOM OF SAUDI ARABIA)

One of the world's fastest growing mining companies and the largest multi-commodity mining and metals company in the Middle East.

3 NS1602AJPF units have been installed, suitable for air conditioning/heating and hot water production for large users in residential, commercial and industrial buildings.



NS











LEGEND






Gas

Gas-R454B	
Gas-R410A	
Gas-R134a	
Gas-R1234ze	
Gas-513A XP10	

Operational types:







Cooling and heating	
Cooling only	
DHW	
Free-Cooling	
Heating only	
Multipurpose	
For four pipes plants	
For two pipes plants	

Kind of compressors:






Centrifugal compressor	
Inverter centrifugal compressor	
Rotary compressor	
Inverter rotary compressor	
Scroll compressor	

Inverter scroll compressor	
Alternative compressor	





Kind of fans:

Axial fan	
Inverter axial fan	
Centrifugal fan	
Inverter centrifugal fan	
EC fan	
Inverter EC fan	

Installation types:

Ceiling installation	
Ducted installation	
Floor installation	
Wall installation	
Air indoor unit	
Air outdoor unit	

Kind of exchangers:

Plate exchanger	
Shell and tube heat exchanger	
Pump kit	
Water tank	

Extra:






Inverter device	
Compatible with ModBus protocol	
Cold Plasma device	
Touch control	
Compatible with VMF system (Variable Multi Flow)	



TABLE OF CONTENT

01

FAN COILS

pag. 12

04

**AIR/WATER CHILLERS WITH
FREE COOLING**

pag. 25

02

AIR CONDITIONING

pag. 16

05

**WATER/WATER CHILLERS AND
HEAT PUMPS**

pag. 29

03

**AIR/WATER CHILLERS AND
HEAT PUMPS**

pag. 18

06

MULTI-PURPOSE

pag. 34

01

FAN COILS

FCZ / FCZI / VED / FCL



FCZ SA



- Voltage 120V ~ 60Hz
- Voltage 220V ~ 60Hz
- Voltage 230V ~ 50Hz



SPECIFICATIONS:



FCZ	100	150	200	250	300	350	400	450	500	550	600	650
● kW (1)	2,40	2,65	3,70	4,05	5,50	6,15	7,15	7,82	8,50	9,75	10,00	11,50
● kW (2)	1,00	1,27	1,60	1,94	2,65	3,02	3,60	4,03	4,25	4,79	4,65	5,67
FCZ	700	750	800	850	900	950	1000					
● kW (1)	11,00	12,50	12,00	14,00	15,14	17,10	17,02					
● kW (2)	5,50	6,14	6,10	6,91	6,91	8,60	7,62					

(1) Heating performance 70 °C / 60 °C. Room air temperature 20 °C d.b.; Water (in/out) 70 °C/60 °C;

(2) Cooling performance 7 °C / 12 °C

The values shown in the table refer to the maximum speed available

FCZ	101	201	301	401	501	601	701	801	901	1001
● kW (1)	1,17	1,60	2,56	3,12	3,73	4,36	4,94	5,35	5,72	6,08
● kW (2)	1,00	1,60	2,65	3,60	4,25	4,65	5,50	6,10	6,91	7,62

(1) Heating performance 65 °C / 55 °C. Room air temperature 20 °C d.b.; Water (in/out) 65 °C/55 °C;

(2) Cooling performance 7 °C / 12 °C

The values shown in the table refer to the maximum speed available

FCZI SA



- Voltage 110V-240V ~ 50Hz/60Hz



SPECIFICATIONS:



FCZI	200	250	300	350	400	450	500	550	700	750	900	950
● kW (1)	3,70	4,05	5,50	6,15	7,15	7,82	8,50	9,75	11,00	12,50	15,14	17,10
● kW (2)	1,60	1,94	2,65	3,02	3,60	4,03	4,25	4,79	5,50	6,14	6,91	8,60

(1) Heating performance 70 °C / 60 °C. Room air temperature 20 °C d.b.; Water (in/out) 70 °C/60 °C;

(2) Cooling performance 7 °C / 12 °C

The values shown in the table refer to the maximum speed available

FCZI	201	301	401	501	701	901
● kW (1)	1,60	2,56	3,12	3,73	4,94	5,72
● kW (2)	1,60	2,65	3,60	4,25	5,50	6,91

(1) Heating performance 65 °C / 55 °C. Room air temperature 20 °C d.b.; Water (in/out) 65 °C/55 °C;

(2) Cooling performance 7 °C / 12 °C

The values shown in the table refer to the maximum speed available

FCZ P-PO

- Voltage 120V ~ 60Hz
- Voltage 220V ~ 60Hz
- Voltage 230V ~ 50Hz



SPECIFICATIONS:



FCZ	100	150	200	250	300	350	400	450	500	550	600	650
● kW (1)	2,40	2,65	3,70	4,05	5,50	6,15	7,15	7,82	8,50	9,75	10,00	11,50
● kW (2)	1,00	1,00	1,60	1,94	2,65	3,02	3,60	4,03	4,25	4,79	4,65	5,67
FCZ	700	750	800	850	900	950	1000					
● kW (1)	11,00	12,50	12,00	14,00	15,14	17,10	17,02					
● kW (2)	5,50	6,14	6,10	6,91	6,91	8,60	7,62					

(1) Heating performance 70 °C / 60 °C. Room air temperature 20 °C d.b.; Water (in/out) 70 °C/60 °C;
 (2) Cooling performance 7 °C / 12 °C
 The values shown in the table refer to the maximum speed available.
 For data with high static pressure (PO), refer to the selection program.

FCZI P

- Voltage 110V-240V ~ 50Hz/60Hz



SPECIFICATIONS:



FCZI	200	250	300	350	400	450	500	550	700	750	900	950
● kW (1)	3,70	4,05	5,50	6,15	7,15	7,82	8,50	9,75	11,00	12,50	15,14	17,10
● kW (2)	1,60	1,94	2,65	3,02	3,60	4,03	4,25	4,79	5,50	6,14	6,91	8,60

(1) Heating performance 70 °C / 60 °C. Room air temperature 20 °C d.b.; Water (in/out) 70 °C/60 °C;
 (2) Cooling performance 7 °C / 12 °C
 The values shown in the table refer to the maximum speed available.
 For data with high static pressure, refer to the selection program.

FCZI	201	301	401	501	701	901
● kW (1)	1,60	2,56	3,12	3,73	4,94	5,72
● kW (2)	1,60	2,65	3,60	4,25	5,50	6,91

(1) Heating performance 65 °C / 55 °C. Room air temperature 20 °C d.b.; Water (in/out) 65 °C/55 °C;
 (2) Cooling performance 7 °C / 12 °C
 The values shown in the table refer to the maximum speed available.
 For data with high static pressure, refer to the selection program.

VED



- Voltage 220-230V ~ 60Hz
- Voltage 220V ~ 60Hz



SPECIFICATIONS:



VED	030	040	130	140	230	240	330	340
● kW (1)	3,69	3,92	6,29	6,58	7,16	7,91	10,51	10,95
● kW (2)	1,56	1,84	2,91	3,22	3,33	3,93	4,90	5,26
VED	430	440	530	540	630	640	730	740
● kW (1)	15,97	18,11	17,57	19,91	27,02	32,69	29,00	31,71
● kW (2)	6,72	7,79	7,49	8,70	12,19	14,80	13,48	15,71

(1) Heating performance 70 °C / 60 °C. Room air temperature 20 °C d.b.; Water (in/out) 70 °C/60 °C;
 (2) Cooling performance 7 °C / 12 °C

The values shown in the table refer to the maximum speed available

VED	441	541	641	741
● kW (1)	7,30	7,89	12,30	12,90
● kW (2)	8,00	8,94	15,20	16,10

(1) Heating performance 65 °C / 55 °C. Room air temperature 20 °C d.b.; Water (in/out) 65 °C/55 °C;
 (2) Cooling performance 7 °C / 12 °C

The values shown in the table refer to the maximum speed available

FCL



- Voltage 220V ~ 60Hz
- Voltage 230V ~ 60Hz



SPECIFICATIONS:



FCL	32	36	42	62	72	82	102	122
● kW (1)	4,0	6,27	7,34	10,49	11,32	11,88	17,73	21,75
● kW (2)	1,86	2,96	3,88	4,90	5,35	5,85	8,85	10,83

(1) Heating performance 70 °C / 60 °C. Room air temperature 20 °C d.b.; Water (in/out) 70 °C/60 °C;
 (2) Cooling performance 7 °C / 12 °C

The values shown in the table refer to the maximum speed available

FCL	34	38	44	64	84	104	124
● kW (1)	2,32	2,32	2,44	3,19	7,59	8,93	11,17
● kW (2)	1,86	2,73	2,95	4,51	5,85	7,05	8,63

(1) Heating performance 65 °C / 55 °C. Room air temperature 20 °C d.b.; Water (in/out) 65 °C/55 °C;
 (2) Cooling performance 7 °C / 12 °C

The values shown in the table refer to the maximum speed available

02


AIR CONDITIONING

TVS



TVS

- Voltage 220-240V/1~/60Hz



SPECIFICATIONS:



TVS	084	154	204	274	344	404	524
● kW (1)	10,50	18,80	25,10	31,90	41,40	54,20	66,40
● kW (2)	4,40	7,70	10,90	13,20	17,90	23,20	27,80

(1) Heating performance 70 °C / 60 °C. Room air temperature 20 °C d.b.; Water (in/out) 70 °C/60 °C;
 (2) Cooling performance 7 °C / 12 °C

TVS	086	156	206	276	346	406	526
● kW (1)	11,50	20,60	27,40	35,10	45,40	58,30	72,00
● kW (2)	5,30	9,00	12,30	15,40	20,70	25,90	31,60

(1) Heating performance 70 °C / 60 °C. Room air temperature 20 °C d.b.; Water (in/out) 70 °C/60 °C;
 (2) Cooling performance 7 °C / 12 °C

03

AIR COOLED CHILLERS AND HEAT PUMPS

NRK / NYB / BRB / NYG / NRL / NLC / BSM / BSMI / BSG / TBA / NRB



BRB / BRB H



- 380V ~ 3 60Hz
- Scroll compressor
- Plate heat exchanger



SPECIFICATIONS:



BRB °	4060	4070	4080	4090	4100	4114	4128	4152	4176
• kW	182,7	207,4	233,0	254,8	300,1	340,8	375,0	438,5	475,6

System side water heat exchanger 12 °C / 7 °C; External air 35 °C.

BRB H°	4060	4070	4080	4090	4100	4114	4128	4152	4176
• kW (1)	185,4	209,3	242,4	270,2	297,6	335,3	367,0	432,7	466,7
• kW (2)	202,5	225,4	266,9	296,8	324,9	364,1	400,2	469,6	509,9

(1) System side water heat exchanger 12 °C / 7 °C; External air 35 °C.

(2) System side water heat exchanger 40 °C / 45 °C; Outside air 7 °C d.b. / 6 °C w.b

NYG / NYG H



- 230V ~ 3 60Hz
- 460V ~ 3 60Hz
- 575V ~ 3 60Hz
- 208V ~ 3 60Hz
- Scroll compressor
- Plate heat exchanger



SPECIFICATIONS:



NYG	1000	1400	1800
• kW	311,1	410,3	509,5

System side water heat exchanger 12 °C / 7 °C; External air 35 °C.

NYG H	1000	1400	1800
• kW (1)	293,2	387,0	480,3
• kW (2)	279,2	368,1	457,1

(1) System side water heat exchanger 12 °C / 7 °C; External air 35 °C.

(2) System side water heat exchanger * °C / 49 °C; External air 7 °C.

TBA



- 575V ~ 3 60Hz
- 460V ~ 3 60Hz
- Centrifugal compressor
- Shell and tube heat exchanger



SPECIFICATIONS:



TBA	1300	1350	2300	2325	2350	3300	3340	3350
● kW	335,3	432,6	627,3	724,6	821,9	940,9	1103,1	1249,1

System side water heat exchanger 12 °C / 7 °C; External air 35 °C.

04

FREE-COOLING

NYG / NYB / NYBI / BSMI / TBA



NYG 1000-1800



- 230V ~ 3 60Hz
- 460V ~ 3 60Hz
- 575V ~ 3 60Hz
- 208V ~ 3 60Hz
- Scroll compressor
- Plate heat exchanger



SPECIFICATIONS:



NYG	1000	1400	1800
● kW (1)	304,8	401,9	499,3
● kW (2)	198,1	263,3	328,5

(1) Cooling performance chiller operation 12 °C / 7 °C; External air 35 °C

(2) Cooling performances with freecooling: System side water heat exchanger 12 °C / * °C; External air 2 °C

NYG 0500



- 230V ~ 3 60Hz
- 460V ~ 3 60Hz
- 575V ~ 3 60Hz
- 208V ~ 3 60Hz
- Scroll compressor
- Plate heat exchanger



SPECIFICATIONS:



NYG	0500
● kW (1)	95,3
● kW (2)	65,0

(1) Cooling performance chiller operation 12 °C / 7 °C; External air 35 °C

(2) Cooling performances with freecooling: System side water heat exchanger 12 °C / * °C; External air 2 °C

NYB



- 230V ~ 3 60Hz
- 460V ~ 3 60Hz
- 575V ~ 3 60Hz
- 208V ~ 3 60Hz
- Scroll compressor
- Plate heat exchanger



SPECIFICATIONS:



	NYB	0500
●	kW(1)	100,1
●	kW (2)	66,5

(1) Cooling performance chiller operation 12 °C / 7 °C; External air 35 °C

(2) Cooling performances with freecooling: System side water heat exchanger 12 °C / * °C; External air 2 °C

NYBI



- 230V ~ 3 60Hz
- 460V ~ 3 60Hz
- 575V ~ 3 60Hz
- 208V ~ 3 60Hz
- Scroll compressor
- Plate heat exchanger



SPECIFICATIONS:



	NYBI	0500
●	kW (1)	102,1
●	kW (2)	66,5

(1) Cooling performance chiller operation 12 °C / 7 °C; External air 35 °C

(2) Cooling performances with freecooling: System side water heat exchanger 12 °C / * °C; External air 2 °C

BSMI



- 380V ~ 3 60Hz
- 460V ~ 3 60Hz
- Screw compressor
- Shell and tube heat exchanger



SPECIFICATIONS:



BSMI	1080	1100	1120	2160	2170	2190	2200	2210	2230	2260	2280	2310
● kW (1)	287,9	387,9	458,1	511,9	599,6	662,3	742,5	777,1	821,4	945,7	1009	1119
● kW (2)	261,8	285,2	351,9	359,9	429,7	495,3	507,2	511,3	576,1	651,0	717,7	790,7

BSMI	2330
● kW (1)	1213
● kW (2)	802,6

(1) Cooling performance chiller operation 12 °C / 7 °C; External air 35 °C

(2) Cooling performances with freecooling: System side water heat exchanger 12 °C / * °C; External air 2 °C

TBA



- 575V ~ 3 60Hz
- 460V ~ 3 60Hz
- Centrifugal compressor
- Shell and tube heat exchanger



SPECIFICATIONS:



TBA	1300	1350	2300	2325	2350	3300	3350
● kW (1)	319,0	421,8	611,4	713,8	821,9	940,9	1216,7
● kW (2)	291,4	395,6	511,4	672,3	769,9	870,3	1023,8

(1) Cooling performance chiller operation 12 °C / 7 °C; External air 35 °C

(2) Cooling performances with freecooling: System side water heat exchanger 12 °C / * °C; External air 2 °C

05

WATER COOLED CHILLERS AND HEAT PUMPS

WWM / BXW / BSA / BWF / WTX / WFGI / WWBG / WWMG



WWM



Reversible on the water side

- 230V ~ 3 60Hz
- 460V ~ 3 60Hz
- 575V ~ 3 60Hz
- 208V ~ 3 60Hz
- Scroll compressor
- Plate system side heat exchanger
- Plate source side heat exchanger



SPECIFICATIONS:



	WWM	0500
● kW (1)		109,8
● kW (2)		127,2

(1) Water user side 12 °C / 7 °C; Water source side 30 °C / 35 °C
 (2) Water user side 40 °C / 45 °C; Water source side 10 °C / 7 °C

BXW



Reversible on the water side

- 380V ~ 3 60Hz
- 220V ~ 3 60Hz
- 440V ~ 3 60Hz
- Scroll compressor
- Plate system side heat exchanger
- Plate source side heat exchanger



SPECIFICATIONS:



BXW	2030	3033	3035	4040	4046	4052	4060	4070	4080	4090	4100
● kW (1)	123	134	142	163	182	210	243	274	310	350	394
● kW (2)	133	145	154	176	196	224	264	298	338	382	427

(1) System side water temperature exchanger (in/out) 12°C/7°C; Source side water temperature exchanger (in/out) 30°C/35°C.
 (2) System side water temperature exchanger (in/out) 40°C/45°C; Source side water temperature exchanger (in/out) 10°C/5°C.

BSA



Reversible on the water side

- 380V ~ 3 60Hz
- 220V ~ 3 60Hz
- 440V ~ 3 60Hz
- Twin-screw compressor
- Shell and tube system side heat exchanger
- Shell and tube source side heat exchanger



SPECIFICATIONS:



BSA	1035	1040	1050	1055	1065	2070	2080	2100	2110	2120	2130	2160
● kW (1)	146	178	212	233	290	293	355	421	468	527	580	660
● kW (2)	165	201	237	262	324	331	402	471	529	592	648	740
BSA	2180											
● kW (1)	711											
● kW (2)	798											

(1) System side water heat exchanger 12,00 °C / 7,00 °C; External air 35 °C
 (2) System side water heat exchanger 40,00 °C / 45,00 °C; Outside air 7,0 °C d.b. / 6,0 °C w.b.

BWF



Reversible on the water side

- 380V ~ 3 60Hz
- 220V ~ 3 60Hz
- 440V ~ 3 60Hz
- Twin-screw compressor
- Shell and tube system side heat exchanger
- Shell and tube source side heat exchanger




SPECIFICATIONS:



BWF	2180	2190	2220	2270	2310	2350	2390	2430
● kW (1)	632	723	875	987	1114	1281	1412	1553
● kW (2)	678	775	939	1059	1194	1372	1514	1667

(1) System side exchanger water temperature (in/out) 12°C/7°C; Source side exchanger water temperature (in/out) 30°C/35°C.
 (2) System side exchanger water temperature (in/out) 40°C/45°C; Source side exchanger water temperature (in/out) 10°C/5°C.

WTX



Reversible on the water side

- 380V ~ 3 60Hz
- 460V ~ 3 60Hz
- Centrifugal compressor
- Shell and tube heat exchanger



SPECIFICATIONS:



WTX	1300	1350	2300	2350	3300	3325	3350	4325	4350
● kW	351,7	488,9	703,4	900,0	1055,0	1215,0	1466,8	1716,8	1955,8

Water user side 12 °C / 7 °C; Water source side 30 °C / 35 °C

WFGI



Reversible on the water side

- 460V ~ 3 60Hz
- Screw compressor
- Shell and tube system side heat exchanger
- Shell and tube source side heat exchanger



SPECIFICATIONS:



WFGI	1251	1601	2101	2502	3202	4202	4802	6402
● kW (1)	252,5	321,8	393,7	503,5	647,9	802,8	1068,5	1202,0
● kW (2)	282,1	361,0	445,6	563,7	723,9	908,5	1203,3	1342,9

(1) Water user side 12 °C / 7 °C; Water source side 30 °C / 35 °C

(2) Water user side 40 °C / 45 °C; Water source side 10 °C / 7 °C

WWBG



Water-water heat pumps only

- Optimised to produce high temperature hot water
- Can be used with any air or water cooled heat pump
- Max. processed water temperature: 80 °C
- Max inlet temperature on source side: 45 °C



SPECIFICATIONS:



WWBG	0350	0550	0600	0700
• kW (1)	90,6	105,5	137,9	160,4
• kW (2)	73,1	85,1	111,2	129,4

(1) Heating performances:
User side water 70 °C / 78 °C; Source side water 45 °C / 40 °C

(2) Heating performances:
User side water 70 °C / 78 °C; Source side water 35 °C / 30 °C

WWMG ° / WWMG H



Reversible on the water side / Reversible on the gas side

- Compact module
- Dual refrigerant circuit
- Max 2 levels of stackable units
- Up to 36 connectable units
- Easy installation and maintenance
- Water produced up to 60 °C



SPECIFICATIONS:



WWMG	0500
• kW (1)	106,3
• kW (2)	124,9

WWMG H	0500
• kW (1)	102,3
• kW (2)	122,4

(1) Cooling performances:
User side water 12 °C / 7 °C; Source side water 30 °C / 35 °C

(2) Heating performances:
User side water 12 °C / 7 °C; Source side water 35 °C / 40 °C

06

MULTI-PURPOSE

NYP / NRP / NXP



NXP



- 230V ~ 3 60Hz
- 460V ~ 3 60Hz
- 575V ~ 3 60Hz
- 208V ~ 3 60Hz
- Scroll compressor
- Plate system side heat exchanger
- Plate recovery side heat exchanger



SPECIFICATIONS:



NXP	0500	0550	0600	0650	0700	0750	0800	0900	1000	1250	1400	1500	1650
● kW (1)	108,7	188,9	128,3	147,0	164,4	182,7	210,8	250,2	284,1	316,2	356,8	406,3	454,7
● kW (2)	116,5	127,0	136,5	155,1	175,8	196,8	229,3	266,4	300,3	336,9	378,5	432,1	484,9

(1) Cooling performance 12 °C / 7 °C. Water source side 30 °C / 35 °C
 (2) Heating performance 40 °C / 45 °C. Service side water 40 °C / 45 °C; Outside air 7 °C b.s. / 6 °C w.b.



Aermec S.p.A.
Via Roma, 996
37040 Bevilacqua (VR) - Italy
Tel. + 39 0442 633111
Fax +39 0442 93577
sales@aermec.com
www.aermec.com